

Apeos C7070 / C6570 / C5570 / C4570 / C3570 / C3070

A3 Colour Multifunction Printer

Apeos 5570 / 4570

A3 Monochrome Multifunction Printer



New Times, New Apeos

The new "Apeos" offers advanced features with high security level and easy operability to help business diversify with times.

"Apeos" devices are able to connect smoothly with a variety of solutions and services to realise an all new agile remote workstyle of working anytime, anywhere.



Apeos

C7070 / C6570 / C5570 / C4570 / C3570 / C3070



Apeos

5570 / 4570

Copy / Print	Scan	FAX	Printing resolution	Control Panel
Colour/Monochrome 70ppm ^{*1}	Colour/Monochrome 270ppm ^{*3}	Super G3 FAX	1200 × 2400 dpi	10.1 inches
Monochrome 55ppm ^{*2}	Colour/Monochrome 160ppm ^{*4}			

●Cloud enabled ●Mobile enabled ●Scan business cards ●Security ●LED reminder to collect printed document / originals ●Multi-feed detection

*1: For Apeos C7070

*2: For Apeos 5570, A4 LEF

*3: When scanning using the Duplex Automatic Document Feeder C2-PC. 160 ppm when using the Duplex Automatic Document Feeder B2-PC.

*4: When both sides of a sheet are scanned through a single pass using the Duplex Automatic Document Feeder.



Accelerate your world of remote work style

Easy-to-use and intuitive operability. From one touch mobile connection to direct access to cloud services, these seamless operations along with strong security features help you create a seamless remote work culture.




Quick and simple operability

- Easy and intuitive operation
- Fast output with no wait time



Seamless sharing and document management

- Improve daily work efficiency
- Integrate regular workflows



Easy Connectivity

- Seamless connectivity from anywhere using mobile and cloud services.



Safe guarding information

- Important information is well protected



Towards a sustainable society

Customer who requires

- A well-balanced multifunction printer as primary/secondary device
- A device that can assist them in developing a remote yet seamless working environment
- A device that can be used on the go with seamless connectivity options
- A device that allows convenient information sharing anytime, anywhere
- A device that allows tracking by department usage patterns for maximising work and cost efficiency



Quick and simple operability

Simple layout with easy navigation

Black and gray tone UI gives better contrast for easy recognition

- Icons are evenly spread for easy recognition
- Consistent operation steps of each function for easy recall
- Home screen personalization for ease of access to commonly used functions
- Pin regular settings for registering frequent or repeated jobs
- Clear visible light notifications for completed or error jobs
- Subtle sound notification for alert and attention



Smartphone becomes a "portable operation panel"

Seamless connectivity with mobile devices for Copy, Fax, Print, Scan^{*2} jobs using the Print Utility^{*1} application.

- Mobile device can be used as an alternative UI for operations control to minimise common touch points
- Frequent settings can be saved as "Favourites"
- Directly send fax or email with the addresses stored in the smartphone
- Minimise printer touch points for hygiene reasons



Note: Connect to machine via wireless environment.

*1: It can be downloaded free of charge from Google Play™ or App Store.

*2: E-mail, Scan to Folder.

Light notification reminder

Light notification reminds user of uncollected original or printed document on the trays.

- Prevents uncollected documents left on the Center Tray or feeder
- Center Tray light further notifies when a fax is received on the Side Tray



Accelerated operations with no wait time

Quick startup and output for greater efficiency

- Quick warm up in less than 24 seconds
- Fast Boot Mode prepares the operation panel in 6 seconds^{*1}
- First Copy Output Time in 3.3 seconds^{*2}

*1: Depending on the status of the main unit and configuration of options, it may not operate or take more than 6 seconds.

*2: A4 LEF for C7070/C6570 when in horizontal/Monochrome preferred mode

Quick scanning of high-volume originals

Up to 270ppm* can be read at high speed in Copy or Scan. The post-processing jobs can be carried out without delay.

- Equipped with multifeed detection
- One pass DADF will not damage the original document
- The document cover closes slowly


* For Duplex Automatic Document Feeder C2-PC.

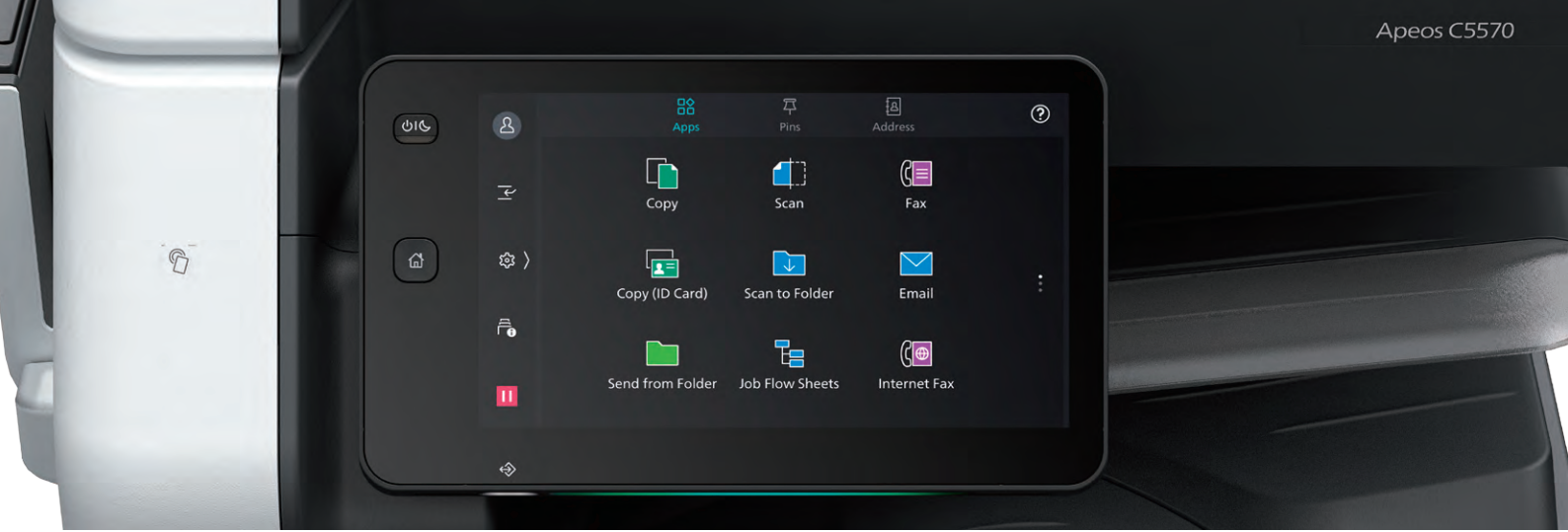
During 1 pass and 2 sided scanning, 200 dpi to Folder.

Trays open and close lightly and quietly

Paper trays are equipped with a retraction mechanism for smooth opening and closing

- One soft push for closing
- Retracts softly and gently
- Drawing out is effortless





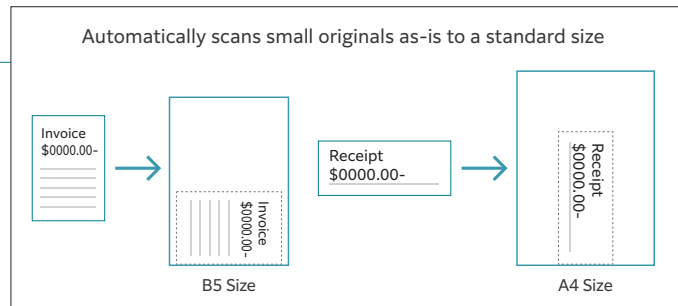
Seamless sharing and document management

Scan small originals such as checks and invoices together

Custom-size or small-size documents such as receipts can be scanned directly from the Duplex Automatic Document Feeder which can be automatically set into the nearest standard size.

- Instantly scan without manual entry of each original size
- Automatically converts custom-size originals to standard size
- Smart OCR* function reduces post-processing work

* Optional



Enhance sales capabilities by utilising business card information

With Duplex Automatic Document Feeder B2-PC, you can load originals that are as small as business cards.

- Supports minimum size of 49mm(W) x 85mm(L)*¹
- Multiple sheets of original can be loaded and scanned together
- 1-pass 2-sided DADF allows simultaneous front and back side scanning
- OCR*² feature reduces workload of manual data entry

*¹: Applicable for paper weight 38 to 209 gsm

*² Optional

Digitisation of paper documents for effortless document management

With Scan Delivery*, you can automatically process and store scanned images by simply pressing the preset button for each workflow or document type.

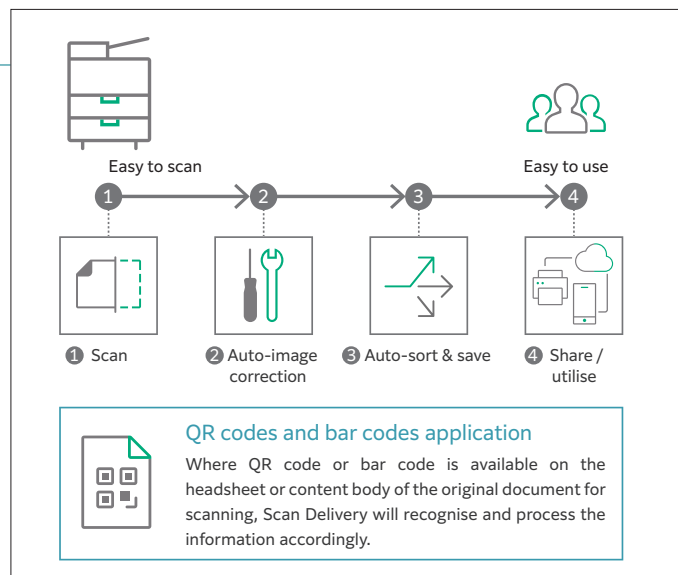
- Automate to set file format, file name, OCR, etc
- Automatically stores scanned and processed documents in the appropriate destination
- Specify particular words or characters in a document as the folder or file name
- 0 and other frequently mis-recognised characters can be read correctly

* Optional.

Simple scanning to yourself

With ScanAuto, you can easily send scanned data with a touch of a button

- Automatically adjusts the orientation or 1-sided/2-sided of the original document
- Automatically sets user mail address as the destination by using user authentication function



Streamline operations for remote work style

Do not miss any faxes when you are working remotely

Paperless fax function automatically stores received faxes into folders which can be transferred to a PC or sent as emails

- Received faxes can be forwarded to your mobile device by email
- Received faxes can be transferred to Working Folder*¹
- It can be sorted by fax number, date received, and person in charge*²
- Incoming fax processing can be switched by time, day of the week and period*²
- For example, you can switch from paper-based output to an electronic transfer in a single operation*².

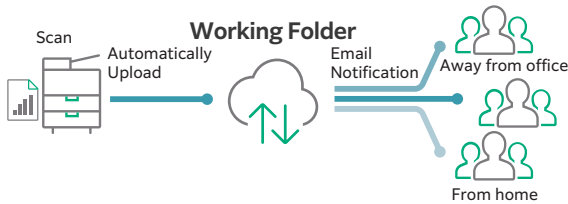
*¹ Cloud services provided by FUJIFILM Business Innovation. A separate contract is required.

*² Optional

Share information anytime, anywhere

With Working Folder* and internet access, documents can be viewed regardless of time and location.

- Can be linked smoothly with multifunction devices, DocuWorks, and mobile devices
- Documents in Working Folder can be printed from the control panel
- Scanned documents will be assigned a file name and stored in Working Folder. An email notification will be sent to relevant users



* Cloud services provided by FUJIFILM Business Innovation. A separate contract is required.

Print out from any multifunction device within the office

With Server-less On-Demand Print*, you have the flexibility to print outs from any of the connected multifunction devices.

- Improves productivity by printing from another available multifunction device when the current device is in use
- Up to 100 units can be linked
- Specific job settings can be revised at the device level to save time (1 sided to 2 sided, all monochrome)

* Optional.

Easy and secure output even when you are working remotely

With Cloud On-Demand Print*, you can register documents from a PC or mobile device to the cloud server and print them from the designated multifunction device.

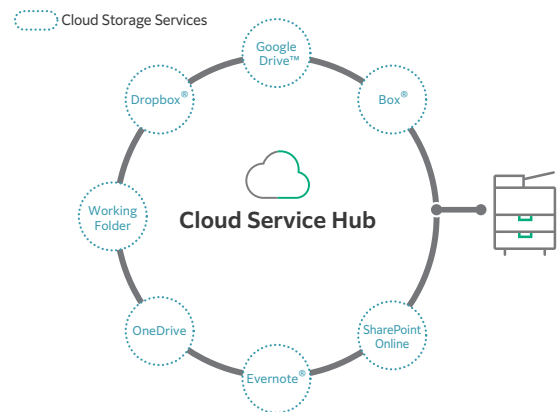
- Can be operated securely using a User ID and password
- Fear of loss or stolen data is minimised
- No dedicated driver is required

* Cloud services provided by FUJIFILM Business Innovation. A separate contract is required.

Centralised cloud integration

Cloud Service Hub* allows single sign-on to multiple cloud storage services.

- Specific storage location can be assigned for scanned documents directly from the multifunction device
- Searching documents from multiple cloud services is supported
- Full-text search on scanned documents can be performed with OCR



* Cloud services provided by FUJIFILM Business Innovation. A separate contract is required.

Flexibility in office layout

Supports wireless LAN environment*¹.

- Supports free addressing in the office with Wi-Fi support
- Up to five Wi-Fi Direct multifunction devices can be connected at the same time
- Supports direct mobile printing*²
- Print Utility, AirPrint, Mopria® Print Service are supported

*¹: Optional.

*²: When connecting to Wi-Fi Direct.

Towards a sustainable society

FUJIFILM Group strive for developing a sustainable society by means of environment friendly products with less power consumption and CO₂ emissions.

- **Reducing energy consumption**
 - Less energy & noise with high resolution printing on LED printhead
 - Low temperature fusing & high quality print with Super EA-Eco toner
 - Smart Energy Save distributes power only to the features requested by users
- **Smaller carbon footprint**
 - Reduce CO₂ emissions by adoption of environmentally friendly inedible woody biomass plastic for selected parts
 - Deploy recycling system that collects and recycles used devices and consumables

Reducing wastage

- Zero waste & contamination free setup with Staple-free Staple
- Reduce unnecessary paper consumption by using functions like paperless fax, multi-up printing, scan workflow and authentication process to restrict wasteful printing



Childcare Centers/Schools



Hospitality (Food and Service) Industry



Hospitals

Inclusive society

- Switch swiftly between multiple languages* on the UI panel for a diverse workforce in your office

* Japanese, English, Chinese (Simplified/Traditional), Korean, Thai, Vietnamese, and Indonesian.



Safeguard important information

Information is an important asset which should be protected at all cost

Protect from unauthorised user

Multiple options of setting user authorisation allow administrator to select a right combination as per given environment.

- Local Authentication
 - Authentication by Remote Server*
 - IC Card Authentication*
 - User-specific feature access
 - Private Charge Print
- * Optional.

Additional layer of unwanted access can be created for specific users. (e.g. guests).

- Secondary Ethernet Kit*
- * Optional.

Protects Data

Protects against any malicious intent of hacking, tampering with device / system settings.

- Encryption of stored data
 - Uses TPM* 2.0 chip for encryption key management
 - Deletes settings and document information all at once
- * Trusted Platform Module

Protects the information by means of strong encryption while transferring it between devices, servers etc.

- Encryption of communication paths by SSL/TLS or IPsec
- Encryption when transferring via SMBv3 and SFTP
- Scan file encryption/signature
- Email encryption and signature by S/MIME
- TLS version limit
- Elliptic curve cryptography
- WPA3

Protect from unauthorised access

Protects device settings at multiple levels by clearly demarking change restrictions for different target audience - End users, IT administrators and Service Engineers.

- Service representative operation restriction
- Account lock to prevent unauthorised access
- Information for changing the default password
- Warnings displayed when using global IP address

Prevents unauthorised program from installing without notice. Robust IT audits are supported with device data logs for easy tracking.

- Software signature verification
- Remote update restrictions
- IP address filtering
- Tampering detection at startup and automatic restoration when tampering is detected
- Prevention of tampering during operation
- Audit log
- Audit log system transfer

Prevents operation errors

Prevents information leakage due to inadvertent mistakes by administrators and users.

- Scan documents to be delivered to fixed destination
 - Re-enter fax recipient
 - Annotations
 - Hidden text printing*
 - Digital code embedding and tracking function*
- * Optional.

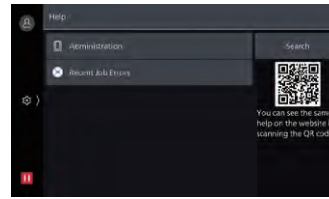


Reliable support system

Easy solutions to resolve problems

From supplies replacement to unexpected device failures, most problems can be resolved without waiting for the service representatives or sales representatives.

1. Resolve problem using the "Help" function on the device
 - Self Help information is available on the control panel
 - Self Help information can be accessed via the mobile device by scanning the QR code displayed on the control panel



2. "Remote Assistance" with the help of operators

- Connects directly to the Support Centre
- An operator will remotely access the multifunction device to resolve the problem by guiding through the steps on the shared control panel



Device Log Service*

Multifunction device usage can be tallied and viewed via Web UI.

This streamlines expense management and promotes TCO savings.

- Usage calculation can be done via the web browser
- Authentication function allows usage tracking by user level
- Easy-to-read result tabulations in colour coded tables and charts
- Dedicated server is not required

* Cloud services provided by FUJIFILM Business Innovation.

Create appealing promotional materials from various type of paper size and material

The device supports various paper size and thickness such as postcards, envelopes, and long paper. Promotional materials can be easily produced in-house

- Supports long paper up to 320 × 1200 mm
- Supports 52 to 300 gsm paper from lightweight cardstock paper such as certificate of commendation
- Bypass tray supports postcards and envelopes, and an optional "Envelope Tray" is available




Optional

Up to 10 sheets* staple-free stapling is available.







Supports multi-position single and double Staple-free Stapling






* 80gsm or less



Single Stapling

Dual Stapling

 <p>Staple Stapling multiple pages together</p>	 <p>Staple-free Staple Stapling multiple pages together</p>	 <p>Punch Hole punching for binders</p>
 <p>Saddle Staple Convenient for making catalogs and booklets</p>	 <p>Z-fold Half Sheet Z-folds A3 documents into A4 size</p>	 <p>Tri-fold Convenient for inserting direct mail, etc.</p>

Finisher-A2	Finisher-B4/B5 + Booklet Maker Unit		Finisher-C4/C5 + Booklet Maker Unit		Finisher-C4/C5 with Booklet Maker		Finisher-C4/C5 with Booklet Maker + Folder Unit CD3	
	B4	B5	C4	C5	C4	C5	C4	C5
								

Staple capacity	Staple	50 sheets* ¹		50 sheets		50 sheets or 65 sheets* ²		50 sheets or 65 sheets* ²		50 sheets* ³ or 65 sheets* ^{2*3}	
	Staple-free Staple	-	-	10sheets* ⁴	-	10sheets* ⁴	-	10sheets* ⁴	-	10sheets* ⁴	
Punch	-	2/4 holes or 2/3 holes* ⁵		2/4 holes or 2/3 holes* ⁶		2/4 holes or 2/3 holes* ⁶		2/4 holes or 2/3 holes* ⁶			
Saddle Staple	-	15 sheets* ⁷		-		20 sheets		20 sheets			
Single fold	-	●* ⁷		-		●		●			
Tri-fold	-	-		-		-		●* ⁸			
Z-fold Half Sheet	-	-		-		-		●* ⁸			
Paper capacity* ⁹	Output tray	-		500 sheets		500 sheets		500 sheets			
	Finisher tray	500 sheets	2000 sheets		3000 sheets		1500 sheets		1500 sheets		

Note : Finisher-A2 is compatible with models up to C5570 / C4570 / C3570 / C3070.

*1: A4 size. Up to 30 sheets for B4 or larger.

*2: With Finisher-C Staple Unit

*3: When mixed with Z fold half sheet, the number of sheets is reduced.

*4: 64 to 80 gsm paper.

*5: Finisher-B4/B5 requires the 2/4 Hole Punch Kit or the US 2/3 Hole Punch Kit.

*6: Finisher cannot be add the hole punching function. Select a finisher with the hole punching function.

*7: Booklet Maker Unit is required. Saddle Staple and Single Fold on Finisher-B4/B5 make creases without folding.

*8: Folder Unit CD3 is required.

*9: 70 to 80 gsm paper/A4 size.

For high volume copy, print and fax jobs

High Capacity Feeder Type

High Capacity Feeder B1 can feed 2000 sheets*¹

High Capacity Feeder B2 can feed 2940 sheets*¹

Maximum paper capacity of 6140 sheets*² can be loaded with Tandem Tray module to support high volume printing needs.

*1: 70 to 80 gsm paper

*2: For 70 to 80 gsm paper, C7070/C6570 and High Capacity Feeder B2



High Capacity Feeder B1



High Capacity Feeder B2

Apeos C7070 / C6570 / C5570 / C4570 / C3570 / C3070 Apeos 5570 / 4570 Functions & Specifications

Basic Specifications/Copy Function

Item	Description							
	C7070	C6570	C5570	C4570	C3570	C3070	5570	4570
Type	Console							
Memory capacity	4 GB (Max: 4 GB)							
Storage Device Capacity*1	128 GB SSD							
Colour Capability*2	Full colour							
Scan Resolution	600 x 600 dpi							
Printing Resolution	1200 x 2400 dpi (Text-Photo / Photo), 600 x 600 dpi (Text / Map)							600 x 600 dpi (Text / Text-Photo / Map)
Warm-up Time	[Embedded Plug-ins / Custom Services]*3 When enabled: 30 seconds or less (23 degrees Celsius room temperature) When disabled: 24 seconds or less (23 degrees Celsius room temperature)							
Recovery Time (Recovery Time from Sleep mode)	13 seconds or less (23 degrees Celsius room temperature)		11 seconds or less (23 degrees Celsius room temperature)		5 seconds or less (23 degrees Celsius room temperature)		11 seconds or less (23 degrees Celsius room temperature)	
Original Size	Maximum of A3, 11 x 17", 297 x 432 mm for both Sheet and Book							
Paper Size	Max	SRA3 (320 x 450 mm), 12 x 18" (305 x 457 mm), A3 [12 x 19" (305 x 483 mm), 320 x 483 mm when using Bypass Tray]						
	Min	A5, Postcard (100 x 148 mm) [89 x 98 mm when using Bypass Tray]						
	Image loss width*4	Lead edge 4.0 mm, Trail edge 2.0 mm, Right/Left edge 2.0 mm						
Paper Weight*5	Paper Tray	52 to 300 gsm						
	Bypass Tray	52 to 300 gsm						
First Copy Output Time	B/W*6	3.3 sec.	3.3 sec.	3.7 sec.	4.4 sec.	4.9 sec.	4.9 sec.	3.6 sec. (A4 LEF) / 3.6 sec. (A4 LEF)
	Colour*7	4.1 sec.	4.1 sec.	5.2 sec.	5.7 sec.	6.7 sec.	6.7 sec.	- / -
Continuous Copy Speed*8	A4 LEF / JIS B5 LEF	B/W: 70 ppm Colour: 70 ppm	B/W: 65 ppm Colour: 65 ppm	B/W: 55 ppm Colour: 55 ppm	B/W: 45 ppm Colour: 45 ppm	B/W: 35 ppm Colour: 35 ppm	B/W: 30 ppm Colour: 30 ppm	B/W: 55 ppm Colour: 45 ppm
	A4 / JIS B5	B/W: 50 ppm Colour: 50 ppm	B/W: 47 ppm Colour: 47 ppm	B/W: 40 ppm Colour: 40 ppm	B/W: 32 ppm Colour: 32 ppm	B/W: 27 ppm Colour: 27 ppm	B/W: 23 ppm Colour: 23 ppm	B/W: 40 ppm Colour: 32 ppm
	JIS B4	B/W: 41 ppm Colour: 41 ppm	B/W: 38 ppm Colour: 38 ppm	B/W: 32 ppm Colour: 32 ppm	B/W: 26 ppm Colour: 26 ppm	B/W: 23 ppm Colour: 23 ppm	B/W: 20 ppm Colour: 20 ppm	B/W: 32 ppm Colour: 26 ppm
	A3	B/W: 35 ppm Colour: 35 ppm	B/W: 32 ppm Colour: 32 ppm	B/W: 27 ppm Colour: 27 ppm	B/W: 22 ppm Colour: 22 ppm	B/W: 19 ppm Colour: 19 ppm	B/W: 17 ppm Colour: 17 ppm	B/W: 27 ppm Colour: 22 ppm
Paper Tray Capacity*9	Standard	4 Tray Model: 520 sheets x 4-tray + Bypass Tray 90 sheets Tandem Tray Model: 520 sheets x 2-tray + 840 sheets + 1230 sheets + Bypass Tray 90 sheets						Tandem Tray Model: 520 sheets x 2-tray + 840 sheets + 1230 sheets + Bypass Tray 90 sheets
	Optional	High Capacity Feeder B1: 2000 sheets High Capacity Feeder B2: 2940 sheets						
	Max	4 Tray Model: 5110 sheets (4 Tray Model + High Capacity Feeder B2) Tandem Tray Model: 6140 sheets (Tandem Tray Model + High Capacity Feeder B2)						Tandem Tray Model: 6140 sheets (Standard + High Capacity Feeder B2)
Output Tray Capacity*10	Upper Center: 250 sheets (A4 LEF) Lower Center: 250 sheets (A4 LEF)							
Power Supply	AC220-240 V +/- 10%, 10 A, 50/60 Hz common							
Maximum Power Consumption	2.2 kW (AC220 V +/- 10%) 2.4 kW (AC240 V +/- 10%) Sleep mode: 0.5 W (AC230 V) Ready mode: 106 W (AC230 V)	2.2 kW (AC220 V +/- 10%) 2.4 kW (AC240 V +/- 10%) Sleep mode: 0.5 W (AC230 V) Ready mode: 90 W (AC230 V)	2.2 kW (AC220 V +/- 10%) 2.4 kW (AC240 V +/- 10%) Sleep mode: 0.5 W (AC230 V) Ready mode: 57 W (AC230 V)	2.2 kW (AC220 V +/- 10%) 2.4 kW (AC240 V +/- 10%) Sleep mode: 0.5 W (AC230 V) Ready mode: 82 W (AC230 V)				
Dimensions	W 658 x D 790 x H 1169 mm	4 Tray Model (DADF B2-PC): W 658 x D 720 x H 1119 mm 4 Tray Model (DADF C2-PC): W 658 x D 790 x H 1169 mm Tandem Tray Model (DADF B2-PC): W 658 x D 720 x H 1119 mm Tandem Tray Model (DADF C2-PC): W 658 x D 790 x H 1169 mm			W 633 x D 677 x H 1119 mm		W 620 x D 720 x H 1119 mm Tandem Tray module	
Weight*11	156 kg	4 Tray Model (DADF B2-PC): 129 kg 4 Tray Model (DADF C2-PC): 146 kg Tandem Tray Model (DADF B2-PC): 136 kg Tandem Tray Model (DADF C2-PC): 156 kg			124 kg		125kg Tandem Tray module	

- *1: The Storage Device Capacity is not totally available for customers.
*2: For Apeos C7070/C6570/C5570/C4570/C3570/C3070 model.
*3: Embedded Plug-ins / Custom Services are enabled as factory default. You can change the settings if needed.
*4: Up to A3 size.
*5: It is recommended to use our recommended paper. Correct print output may not be possible depending on the requirement.
*6: A4 LEF / Monochrome priority mode.
*7: A4 LEF / Colour priority mode.
*8: The speed may be reduced due to the image quality adjustment.
*9: 80 gsm paper.
*10: 70 gsm paper.
*11: Excluding Toner Cartridge.

Duplex Automatic Document Feeder B2-PC

Item	Description					
	C5570	C4570	C3570	C3070	5570	4570
Original Size / Paper Weight	Max: A3, 11 x 17"; Min: A6*1 38 to 128 gsm (In Duplex: 50 to 128 gsm) *2					
Capacity*3	130 sheets					
Scan Speed*4	Copy (A4 LEF, Simplex)	B/W: 55 ppm Colour: 55 ppm	B/W: 45 ppm Colour: 45 ppm	B/W: 35 ppm Colour: 35 ppm	B/W: 30 ppm Colour: 30 ppm	B/W: 55 ppm Colour: 45 ppm
	Scan	B/W: 80 ppm, Colour: 80 ppm (1 pass, 2 sided scanning: B/W 160 ppm, Colour 160 ppm) [Standard Document (A4 LEF), 200 dpi, to Folder.]				

- *1: The minimum custom size is 49 x 85 mm.
*2: Custom sizes from 49 x 85 mm to 55 x 91 mm are available from 38 to 209 gsm.
*3: 70 gsm paper.
*4: The scanning speed varies depending on the documents.

Duplex Automatic Document Feeder C2-PC

Item	Description				
	C7070	C6570	C5570	C4570	
Original Size / Paper Weight	Max: A3, 11 x 17"; Min: A6*1 38 to 200 gsm (In Duplex: 50 to 200 gsm)				
Capacity*2	250 sheets				
Scan Speed*3	Copy (A4 LEF, Simplex)	B/W: 70 ppm Colour: 70 ppm	B/W: 65 ppm Colour: 65 ppm	B/W: 55 ppm Colour: 55 ppm	B/W: 45 ppm Colour: 45 ppm
	Scan	B/W: 135 ppm, Colour: 135 ppm (1 pass, 2 sided scanning: B/W 270 ppm, Colour 270 ppm) [Standard Document (A4 LEF), 200 dpi, to Folder.]			

- *1: The minimum custom size is 84 x 139.7 mm.
*2: 70 gsm paper.
*3: The scanning speed varies depending on the documents.

Print Function

Item	Description	
Type	Built-in type	
Continuous Print Speed*1	Same as the Basic Specifications / Copy Function	
Printing Resolution	Standard	[PCL Driver] Standard: 1200 x 2400 dpi, High Quality: 1200 x 2400 dpi, High Resolution: 1200 x 1200 dpi
	Optional	[Adobe® PostScript® 3™ Driver] High Speed (Standard): 600 x 600 dpi, High Quality: 1200 x 2400 dpi, High Resolution: 1200 x 1200 dpi
Page Description Language	Standard	PCL5 / PCL6
	Optional	Adobe® PostScript® 3™
Supported Operating System*2	Standard	[PCL Driver] Windows 10 (32 bit / 64 bit), Windows 8.1 (32 bit / 64 bit), Windows Server 2019 (64 bit), Windows Server 2016 (64 bit), Windows Server 2012 R2 (64 bit), Windows Server 2012 (64 bit)
	Standard	[Mac OS X Driver] macOS 11 / 10.15 / 10.14 / 10.13 / 10.12
	Optional	[Adobe® PostScript® 3™ Driver] Windows 10 (32 bit / 64 bit), Windows 8.1 (32 bit / 64 bit), Windows Server 2019 (64 bit), Windows Server 2016 (64 bit), Windows Server 2012 R2 (64 bit), Windows Server 2012 (64 bit) macOS 11 / 10.15 / 10.14 / 10.13 / 10.12
Interface	Standard	Ethernet 1000BASE-T / 100BASE-TX / 10BASE-T, USB3.0
	Optional	Wireless LAN (IEEE 802.11 a / b / g / n / ac)

- *1: The speed may be reduced due to the image quality adjustment. The printing speed may be reduced depending on the document.
*2: Please refer to our official website for the latest supported OS.

Scan Function

Item	Description	
Type	Colour Scanner	
Scan Resolution	600 x 600 dpi, 400 x 400 dpi, 300 x 300 dpi, 200 x 200 dpi	
Scan Speed	Same as the Scan Speed for the Duplex Automatic Document Feeder	
Interface	Standard	Ethernet 1000BASE-T / 100BASE-TX / 10BASE-T
	Optional	Wireless LAN (IEEE 802.11 a / b / g / n / ac)

Fax Function (Optional)

Item	Description
Original Size	Max: A3, 11 x 17"; Long document (Longest 600 mm)
Recording Paper Size	Max: A3, 11 x 17"; Min: A5
Transmission Time	2 seconds and more but fewer than 3 seconds*1
Transmission Mode	ITU-T G3
Applicable Lines	Telephone subscriber line, PBX, Fax communication (PSTN), Maximum 3 ports*2 (G3-3 ports)

- *1: When A4 size document with approximately 700 characters is transmitted in standard image-quality (8 x 3.85 lines/mm) and in high-speed mode (28.8 kbps or faster, JBIG). Only indicates the time for transmitting the image information and does not include the communication control time. The total communication time will vary depending on the contents of the document, the type of machine receiving the fax, and line condition.
*2: No. of FAX lines is up to 3 ports. Port refers to number of channels for FAX.

Envelope Tray (Optional)

Item	Description
Paper Size	DL LEF, ISO-C4, ISO-C5 LEF, ISO-C6 LEF, Commercial #10 LEF, Monarch 7/3/4 LEF Custom size: 241 x 372 mm to 90 x 98 mm
Paper Weight	Envelope: 75 to 90 gsm, Postcard: 106 to 220 gsm
Feeding Capacity / Number of Tray*	50 sheets x 1-tray
Dimensions	[C7070 / C6570 / C5570 / C4570] : W 620 x D 566 x H 87 mm [C3570 / C3070] : W 595 x D 566 x H 87 mm
Weight	3 kg

- *: Commercial #10 paper.

Side Tray

Item	Description
Paper Capacity*	100 sheets
Dimensions	W 327 x D 414 x H 179 mm

- *: 70 gsm paper.

High Capacity Feeder B1 / B2 (Optional)

Item	High Capacity Feeder B1	High Capacity Feeder B2
Paper Size	A4 LEF, Letter LEF, JIS B5 LEF	
Paper Weight	55 to 216 gsm	
Feeding Capacity / Number of Tray*	2000 sheets x 1-tray	2940 sheets x 1-tray
Dimensions	W 389 x D 610 x H 377 mm	W 476 x D 618 x H 433 mm
Weight	29 kg	31 kg

*: 80 gsm paper.

Finisher-A2 (Optional)

Item	Description
Type	Sort (Offset available*1) / Stack (Offset available*1)
Paper Size	Max: A3, 11 x 17"; Min: A5, Postcard (100 x 148 mm)
Paper Weight*2	52 to 256 gsm
Paper Capacity*3	Finishing Tray
	[Without Stapling] A4 LEF: 500 sheets, JIS B4: 250 sheets, A3 or larger: 200 sheets, Mixed Size Stacking*4: 250 sheets [With Stapling] 30 sets, or A4 LEF: 500 sheets, JIS B4: 250 sheets, A3 or larger: 200 sheets, Mixed Size Stacking*4: 250 sheets
Staple	Capacity
	Paper Size*5
	Paper Weight
Position	Single stapling, Dual stapling
Dimensions / Weight	W 478 x D 461 x H 238 mm, 11 kg

Note: The unit cannot be installed on C7070 / C6570.

*1: [No Offset] is selected by factory default. The settings can be changed according to the customer's use situation.

*2: Documents may not be printed correctly depending on usage conditions. (52 to 55 gsm)

*3: 70 gsm paper.

*4: When larger size sheets are stacked on top of smaller size sheets: 250 sheets (when large size sheets are smaller than A3) / 200 sheets (when large size sheets are A3 or larger)

The same applies to when staple-free and stapled bindings are mixed or different stapling positions are mixed.

*5: Available staple positions vary depending on the paper size.

Folder Unit CD3 (Optional)

Item	Description
Z Fold Half Sheet	Paper Size
	Paper Weight
Tri-fold	Paper Size
	Paper Weight
	Paper Capacity*1
Power Supply*2 / Maximum Power Consumption	AC220-240 V +/- 10%, 0.6 A, 50/60 Hz common, 144 W
Dimensions	W 232 x D 588 x H 991 mm
Weight	52 kg

Note: Optional of Finisher-C4 / Finisher-C5 / Finisher-C4 with Booklet Maker / Finisher-C5 with Booklet Maker.

*1: 70 gsm paper.

*2: Power supply separate from the main unit is required.

Finisher-B4 / B5 (Optional)

Item	Description
Type	Sort (Offset available*1*2) / Stack (Offset available*1*2)
Paper Size*3	Max: A3, 11 x 17"; Min: A5
Paper Weight*4	52 to 300 gsm
Paper Capacity*5	[Without Stapling] A4: 2000 sheets, JIS B4 or larger: 1000 sheets, Mixed Size Stacking*6: 300 sheets [With Stapling] A4: 100 sets or 1000 sheets*7, JIS B4 or larger: 75 sets or 750 sheets [With Booklet Finishing*8] 50 sets or 600 sheets [With Fold*9] 500 sheets
	Capacity
	Paper Size*11
	Paper Weight
Staple	Position
	Number of Holes
Punch*12	Paper Size*13
	Paper Weight
	Capacity
Booklet Finishing*8	Paper Size
	Paper Weight
Dimensions*15	W 592 x D 653 x H 1041 mm, With Booklet Maker Unit: W 592 x D 673 x H 1076 mm
Weight*16	26 kg
	Punch Kit: + 2 kg, Booklet Maker Unit: + 10 kg

Note: Only stapled stapling is available with Finisher-B4. You cannot add staple-free stapling function.

Note: Both stapled stapling and staple-free stapling are available with Finisher-B5.

*1: The offset feature is set to disabled by factory default. The setting can be changed as necessary.

*2: Outputs whose weight is 257 gsm and more or width is less than 210 mm are delivered without offset stacking.

*3: Paper in the sizes larger than A3 or 11 x 17" or smaller than A5 are delivered to the Centre Tray.

*4: Documents may not be printed correctly depending on usage conditions. (52 to 55 gsm, 257 gsm and more)

*5: 70 gsm paper.

*6: When larger size sheets are stacked on top of smaller size sheets.

*7: 75 sets or 750 sheets with dual stapling.

*8: The Booklet Finishing function requires the optional Booklet Maker Unit for Finisher-B. Make a crease allows you to fold easily. After a job with the Booklet Finishing function specified has been output, the next job may not be delivered until the sheets are removed from the output tray. Also, if larger size sheets are stacked on top of smaller size sheets after a job with the Booklet Finishing function specified has been run, the next job may not be delivered until the sheets are removed from the output tray.

*9: Staple-free stapling is available with Finisher-B5.

*10: Staple-free stapling does not have binding force equal to stapled stapling. Bound part may be easily separated depending on the paper, temperature, humidity, and how the page is turned over.

*11: Available staple positions vary depending on the paper size.

*12: The Punch function requires the optional 2/4 Hole Punch Kit for Finisher-B or US 2/3 Hole Punch Kit for Finisher-B.

*13: Available number of punch holes varies depending on the paper size.

*14: Covers can be up to 220 gsm (Extra Heavyweight).

*15: Inner connector within the body is excluded.

*16: When installed on Apeos C3570 / C3070, add 0.5 kg as cover.

Finisher-C4 / C5, Finisher-C4 / C5 with Booklet Maker (Optional)

Item	Description	
	Finisher-C4 / C5	Finisher-C4 / C5 with Booklet Maker
Type	Output Tray	Sort (Offset available) / Stack (Offset available)
	Finishing Tray	Sort (Offset available) / Stack (Offset available)
	Booklet Tray	- / Sort / Stack
Paper Size	Output Tray	Max: 12 x 19" (305 x 483 mm), A3; Min: A6, Postcard (100 x 148 mm)
	Finishing Tray	Max: 12 x 19" (305 x 483 mm), A3; Min: A5 LEF
Paper Weight	Output Tray	52 to 300 gsm*1
	Finishing Tray	52 to 300 gsm*1
Paper Capacity*2	Output Tray	500 sheets (A4)
	Finishing Tray	[Without Stapling] A4: 3000 sheets, JIS B4 or larger: 1500 sheets, A5 LEF: 1000 sheets, Mixed Size Stacking*3: 300 sheets [With Stapling] A4: 200 sets or 3000 sheets JIS B4 or larger: 100 sets or 1500 sheets A5 LEF: 100 sets or 1000 sheets Mixed Size Stacking*3: 70 sets or 200 sheets
		[Without Stapling] A4: 1500 sheets, JIS B4 or larger: 1500 sheets, A5 LEF: 1000 sheets, Mixed Size Stacking*3: 300 sheets [With Stapling] A4: 200 sets or 1500 sheets JIS B4 or larger: 100 sets or 1500 sheets A5 LEF: 100 sets or 1000 sheets Mixed Size Stacking*3: 70 sets or 200 sheets
Booklet Tray	- / 20 sets*4	
Staple	Capacity	Staple: 50 sheets (90 gsm or less)*5, Staple-free Staple*6 *7: 10 sheets (80 gsm or less)
	Paper Size*8	Max: A3, 11 x 17"; Min: A5 LEF
	Paper Weight	Staple: 52 to 300 gsm, Staple-free Staple*6 *7: 64 to 105 gsm
Position	Single stapling, Dual stapling	
Punch*9	Number of Holes	2-hole / 4-hole punch or 2-hole / 3-hole punch (US Specifications)
	Paper Size*10	Max: A3, 11 x 17"; Min: A5 LEF
	Paper Weight	52 to 220 gsm
Booklet Finishing	Capacity*11	- / Saddle Staple: 20 sheets (90 gsm or less) Single Fold: 5 sheets (90 gsm or less)
	Paper Size	- / Max: SRA3 (320 x 450 mm), 12 x 18" (305 x 457 mm), A3; Min: JIS B5
	Paper Weight	- / Saddle Staple: 60 to 300 gsm Single Fold: 60 to 300 gsm
Dimensions*12	W 644 x D 692 x H 1054 mm When Folder Unit CD3 is installed: W 883 x D 692 x H 1054 mm	W 649 x D 692 x H 1054 mm When Folder Unit CD3 is installed: W 888 x D 692 x H 1054 mm
	Weight*13	Finisher-C4 (w/o Punch): 41 kg Finisher-C4 (w Punch): 44 kg Finisher-C5 (w Punch): 49 kg Folder Unit CD3: + 52 kg

Note: Only stapled stapling is available with Finisher-C4 and Finisher-C4 with Booklet Maker. You cannot add staple-free stapling function.

Note: Both stapled stapling and staple-free stapling are available with Finisher-C5 and Finisher-C5 with Booklet Maker.

Note: Transport Unit is required.

*1: 52 to 55 gsm output paper may not be aligned properly depending on the paper type.

*2: 70 gsm paper.

*3: When larger size sheets are stacked on top of smaller size sheets.

*4: When the output paper size is the same.

*5: Up to 65 sheets can be stapled when the Finisher-C Staple Unit 65 Sheets is installed. However, depending on the paper type, incorrect stapling such as uneven edge alignment of sets may occur.

*6: Staple-free stapling is available with Finisher-C5 and Finisher-C5 with Booklet Maker.

*7: Staple-free stapling does not have binding force equal to stapled stapling. Bound part may be easily separated depending on the paper, temperature, humidity, and how the page is turned over.

*8: Available staple positions vary depending on the paper size.

*9: Punching function cannot be added. Select a finisher with the hole punching function.

*10: Available number of punch holes varies depending on the paper size.

*11: The maximum number of sheets varies depending on the paper weight. Booklet may not be tightly closed depending on the size or type of the paper.

*12: Inner connector within the body is excluded.

*13: When installed on Apeos C3570 / C3070, add 1 kg as cover.

Notes

- To comply with paper weight specifications, it is recommended to use our recommended paper. Document may not be printed correctly depending on usage conditions.
- Functional spare parts will be available for at least 7 years after the product is no longer manufactured.

Enhanced basic functions

Copy

- Output Color
- Paper Supply
- Reduce/Enlarge
- Slight Reduction
- Auto 2 Sided Output
- Pages per Side (2 Pages / 4 Pages / 8 Pages)
- Copy Output (uncollated/collated)
- Single Color / Dual Color Copy
- Copy (ID Card)
- Mixed Size Originals
- Original Size
- Image Enhancement
- Book Copying / 2 Sided Book Copying
- Edge Erase
- Image Shift
- Mirror Image / Negative Image
- Image Rotation
- Booklet Creation
- Multiple-Up x Booklet Creation
- Book Copying
- Covers
- Poster
- Repeat Image
- Preset Repeat Image
- Annotations
- Watermark(optional)
- Delete Outside / Delete Inside
- Joint Job
- Sample Job
- Staple / Hole Punch / Folding (optional)

Print

- PCL
- PostScript (optional)
- Multi-Model Print Driver 2
- Microsoft Universal Print
- Secure Print
- Sample Set
- Delayed Print
- Print from Folder
- Form Registration
- Multiple-Up
- Booklet Creation
- Multiple-Up x Booklet Creation
- Poster
- Covers / Separators Long Paper Printing
- Envelope printing
- Private Charge Print
- Charge Print
- Print from USB (optional)
- Staple / Punch / Folding (optional)
- Server-less On-Demand Print (optional)

Fax (Optional)

- G3 x maximum 3 ports (optional)
- Internet Fax
- SIP Fax (optional)
- Send Direct Fax
- Address Book (maximum 5000 entries)
- Broadcast Transmission / Group Transmission
- Redial / Resend Unsent Documents
- Rotate 90 Degrees
- Preview
- 2 Sided Scanning
- Resolution
- Lighten / Darken
- Original Type
- Mixed Size Originals
- Transmission Header
- Priority Send / Delay Start
- Cover Page
- Remote Folder
- Transmission Report
- Activity Report
- Re-enter Recipient
- Prevents Unsolicited Faxes
- Prohibit Direct Fax
- Receive Paperless Fax
- Simple Image Log Support
- Paperless Fax Delivery (optional)

Scan

- Scan to Folder (TWAIN driver/Web browser)
- Transfer via SMB/FTP/SFTP
- Email
- Scan (URL)
- Scan to USB (optional)
- Simultaneous transmission such as Email / Transfer via SMB, etc.
- ScanAuto
- Preview
- Color Scanning
- 2 Sided Scanning
- Mixed Size Originals
- File Format: TIFF / JPEG / PDF*1 / XDW(DocuWorks)*2
- Microsoft Excel/Word format (optional)

- Single File for Each Page
- Searchable Text (optional)
- High Compression (High Speed)(optional)
- Job Flow Sheets
- Scan Delivery (optional)

*1: High Compression / Specific Color / Searchable Text / Security / Signature / Optimise For Quick Web View
*2: Searchable Text / Security / Signature

Others

- Local Authentication
- Remote Authentication
- Azure AD linked authentication (optional)
- IC Card Log In (optional)
- Serverless Authentication (optional)
- Secondary Ethernet (optional)
- Wi-Fi Support (optional)
- Data Encryption
- Secure Watermark (optional)
- Image Log (optional)
- Message screen from an administrator
- Job History Export

Note: More options may need to be added depending on the model.

fujifilm.com/fbmy

FUJIFILM

FUJIFILM Business Innovation Asia Pacific Pte. Ltd.

Reg. No. 199202000004 (993478-A) ST No. W10-1808-32000018

Head Office:

Ground Floor, Axis Business Park, Block C, No. 10 Jalan Bersatu 13/4, 46200 Petaling Jaya, Selangor, Malaysia.
Tel: 04-643 5000 Fax: 03-7882 2828 Customer Service Hotline: 1300-88-1163

Branches:

Penang: No. 3-G, 3-1 & 3-2, Persiaran Bayan Indah, Bayan Bay, 11900 Bayan Lepas Penang.
Tel: 04-644 5000 Fax: 04-644 4677

Johor Bahru: No.21 & 23, Jalan Setia Tropika 1/28, Taman Setia Tropika, 81200 Kempas, Johor Bahru.
Tel: 07-238 7868 Fax: 07-238-2678

Melaka: No.17, Jalan KL3/11, Kota Laksamana, 75200 Melaka.
Tel: 06-281 0466 Fax: 06-281 0408

Kota Kinabalu: Block K, Lot 65, Ground-5th Floor, KK Time Square, 88100 Kota Kinabalu, Sabah.
Tel: 088-486 888 Fax: 088-486 668

Kuching: No. 201, Lot 3050, Eastmoore Centre, 2 1/2 Mile Jalan Rock, 93200 Kuching, Sarawak.
Tel: 082-240 633 Fax: 082-418 733



The available model varies depending on the country/region. Please ask the sales representatives for details.

The product specifications, appearance and other details in this brochure are subject to change without notice for improvements.

Reproduction Prohibitions Please note that reproduction of the following is prohibited by law : •Domestic and foreign currencies, government-issued securities, and national bonds and local bond certificates. •Unused postage stamps, post cards, etc. •Certificate stamps stipulated by law. •Reproducing works forming the subject matter of copyright (literary works, musical works, paintings, engravings, maps, cinematographic works, drawings, photographic works, etc.) is not permitted unless the reproduction is for the purpose of personal use, family use or other similar uses within a limited circle.

Trademarks •FUJIFILM and FUJIFILM logo are registered trademarks or trademarks of FUJIFILM Corporation. •Apeos, Cloud Service Hub, Cloud On-Demand Print, Working Folder is registered trademarks or trademarks of FUJIFILM Business Innovation Corp. •Adobe, Adobe logo, PostScript and PostScript logo are either registered trademarks or trademarks of Adobe in the United States and/or other countries. •Apple, AirPrint and Mac are trademarks of Apple Inc. registered in the U.S. and other countries. •All product names and company names mentioned in this brochure are trademarks or registered trademarks of their respective companies.

For Your Safety



Before using the product, read the Instruction Manual carefully for proper use. Use the product with the power source and voltage specified. Be sure to establish ground connection. Otherwise, electronic shock may result in the case of a failure or short circuit.

The information is as of April, 2022. PIC-0170 MY (2104-R3)